

# CRE-2110 Seating Selections

## Standard Seat with Adjustable Arms

Personalized comfort is one of the hallmarks of the Electra-Ride Elite III. With armrests that can be adjusted for width requirements, the CRE-2110 standard seat is accommodating and secure. The seat height and footrest height are independently adjustable, assuring a personal fit for unparalleled comfort and stability.



**Seat Pad Size:**  
17.5 in (445 mm) wide x 15 in (381 mm) deep

## Larger Seat Option

Measuring 23 inches (584 mm) in width between the armrests, the large seat option also features additional seat depth for added comfort and complete support.

*Must be ordered prior to rail production*



**Seat Pad Size:**  
21.5 in (546 mm) wide x 16 in (406 mm) deep


## Larger Footrest Option

If an occupant is taller than average or has difficulty bending their knees, the additional 2 inches (51 mm) in length and width can make all the difference in the world.

*Must be ordered prior to rail production*

**Standard footrest size**  
10 in (254 mm) long x  
9 in (229 mm) wide

**Larger footrest size**  
12 in (305 mm) long x  
11 in (279 mm) wide



(No Footrest Lever Included)

## Upholstery Selections

### Standard



Tan Vinyl



Tan Fabric

### Vinyl Color Options



Brown Vinyl



Maroon Vinyl



Charcoal Vinyl



Olive Vinyl

### Leather



Burgundy Leather

**Electra-Ride™ III**

 **BRUNO**  
for your independence

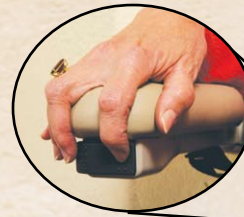


# CRE-2110 Options




## Power Swivel Seat

For a confident and easy exit at the top landing, the Electra-Ride III offers an optional power swivel action. Controlled by the up/down rocker switch or by the call/send transmitters, the seat can turn up to 90° with a steady, fluid movement. The rider exits with a minimum of effort and improved stability.



Up/Down Rocker Switch Controls Swivel Seat



(Not available with the larger seat option or with mid park and charge option)



## Power Folding Footrest

For added convenience in folding the footrest, this option will be greatly appreciated. Now, the footrest can automatically flip up when the seat is raised, and flip down when the seat is lowered. It's simple, efficient and a great help for individuals with back problems or other mobility challenges.

## Mid Park and Charge

For those staircases which have a landing between the top and bottom, the Electra-Ride III offers an optional park position with a charging station. Exit at the landing (fold up the arms, seat and footrest) and your stairlift will be charging and ready for use when you return to go up or down.



Represented by:



[www.bruno.com](http://www.bruno.com)

# Electra-Ride™ III